

JETS Workforce

JETS Workforce

Registering for e-Learning for Healthcare and accessing the modules

Part of the JAG programme at the RCP

JAG Joint Advisory Group
on GI Endoscopy




Royal College
of Physicians

Contents

Registering for e-Learning for Healthcare 3

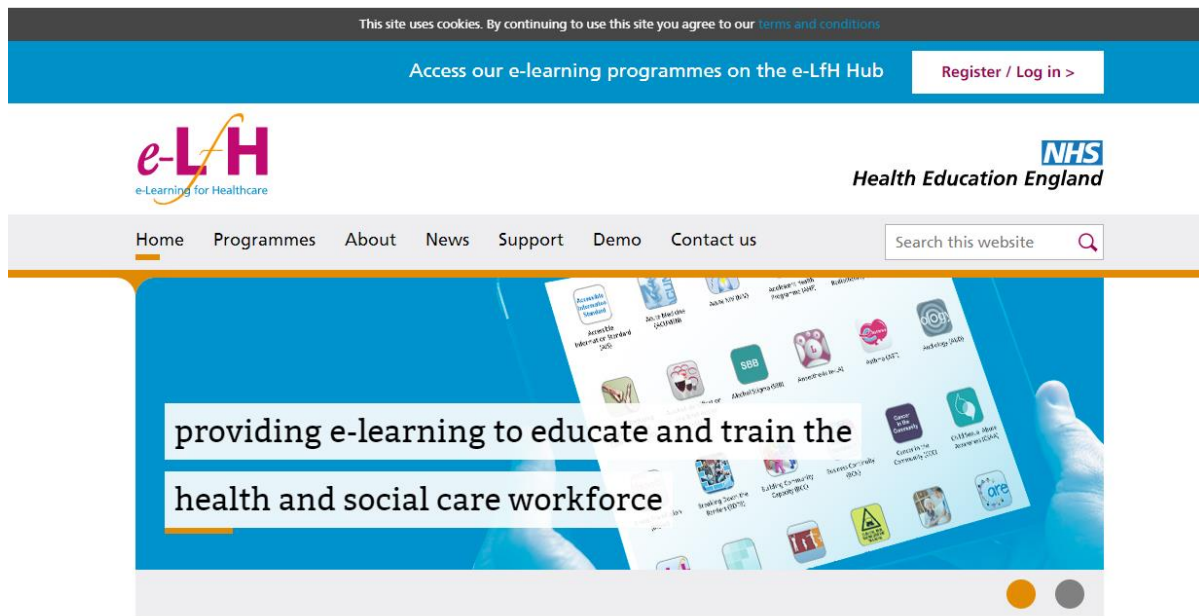
Starting the e-learning modules 10



Registering for e-Learning for Healthcare

Register your details

1. Go to the e-Learning for Healthcare website at <https://www.e-lfh.org.uk/>
2. Click Register/Log in



The numbers



Latest Tweet

[Follow us >](#)

The NHS Knowledge Mobilisation Framework is designed to help you develop skills to mobilise knowledge effectively within your organisation: orlo.uk/e6pjj @NHSDigital #HEETEL

3. Click Register

Username
Username

Password case sensitive
Password

Remember me? **Log in**

[Forgotten username or password?](#)

OpenAthens
An OpenAthens account allows you to access a range of quality information online. If you have an OpenAthens account and wish to access e-LfH please click or tap the button. **Sign On with OpenAthens**

Contributing to the revolution in healthcare training in the UK
Our e-learning programmes enhance traditional learning, support existing teaching methods and provide a valuable reference point which can be accessed anytime, anywhere. **Register**

An award winning programme
e-LfH is currently developing and delivering over 150 e-learning programmes in partnership with the professional bodies such as Royal Colleges and associations, Department of Health policy teams and other arm's length bodies. **Browse our catalogue**

System requirements
To ensure your device is correctly set up to display and record your e-Learning activity, please check your device using our checking tool. **Check my device**

e-LfH is a Health Education England Programme in partnership with the NHS and Professional Bodies

[Terms and conditions](#) | [Accessibility](#) | [Contact us](#) | Version: v3.24

© e-Learning for Healthcare 2020

4. Enter you work email address twice to confirm

Home

Registration

Ideally you should provide a work email address so that your registration results in the most appropriate access to e-learning content

NOTE: If you choose to use a personal email address the available e-learning content should be sufficient for volunteers or for those registering for personal use.

Work email address
Work email address

Confirm work email address
Confirm work email address

Register

5. Click Register

6. Enter your personal details

The screenshot shows the 'Registration Details' section of the e-LH registration form. It is divided into three main sections: 'Your details', 'Your Current Role', and 'Place of Work'. The 'Your details' section includes fields for Email address (krystal.hosken@rcplondon.ac.uk), Secondary email address, First name, Preferred name, Last name, and Country (a dropdown menu). The 'Your Current Role' section includes a Job Role (Staff Group) dropdown, Grade (a dropdown menu), and Primary Specialty (a dropdown menu). The 'Place of Work' section includes a Start Date field (16 Mar 2020) and a Place Of Work dropdown menu with the placeholder text 'Enter your ODS code (if known) or work place postcode to start searching'. A red 'Register' button is located at the bottom right of the form.

7. Click Register


8. On the next message you will receive a message confirming you have registered and will be sent an email

The screenshot shows the 'Registration Complete' message. The message text reads: 'Thank you for registering with e-LH. You will shortly receive an email notifying you of your username and temporary password.' The message is displayed in a white box with a blue header 'Registration Complete'.

Set up your account

9. You will then receive an email with your username and link to follow to choose a new password

Registration confirmation

 no.reply@e-lfh.org.uk
To

Retention Policy 5 Year Policy (5 years) Expires 15/03/2025

10:48

Dear

Thank you for registering with e-Learning for Healthcare. Please click on the link below to choose your new password.

- Your username is
- <https://portal.e-lfh.org.uk/validate-password?token=WHDGr2bcW0KNGsf7n6G%2bIQ%3d%3d&loctoken=7AtEoo8FG0%2bJHyEAmQprSw%3d%3d>

In the unlikely event that clicking on the above link does not work, please cut and paste it directly into your browser.

Please note that this link has a time limit of 4 hours. If you click this link after this time you will receive instructions on how to generate a new one.

To log in at any other time please go to <https://portal.e-lfh.org.uk> and click the 'Log in' button.

When you first log in the login wizard will guide you through a series of steps to complete your registration. Please try to complete each step of the wizard fully and as accurately as possible.

Please **do not reply** to this email, if you need support:

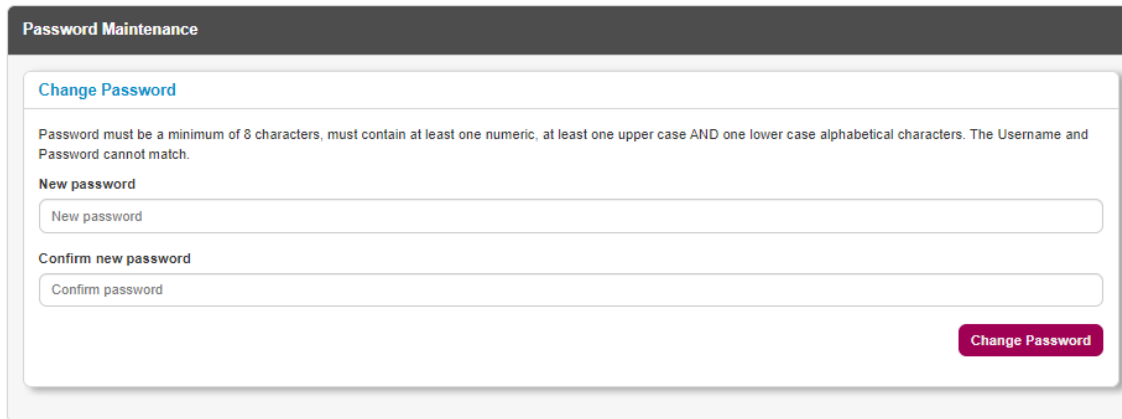
- Please visit our [Quick Start Guide](#) which provides a useful overview of the LMS particularly for new learners.
- If you have any problems accessing e-LfH's online content or have any further questions please contact us using the following [Support Form](#).
- For more information on how to log in, access your e-learning and technical checks please visit e-LfH's [Support pages](#).

Thanks again for registering and we hope you enjoy using the e-LfH services.

Best regards,

The e-LfH Registration Team

10. Choose your new password then click Change Password



Password Maintenance

Change Password

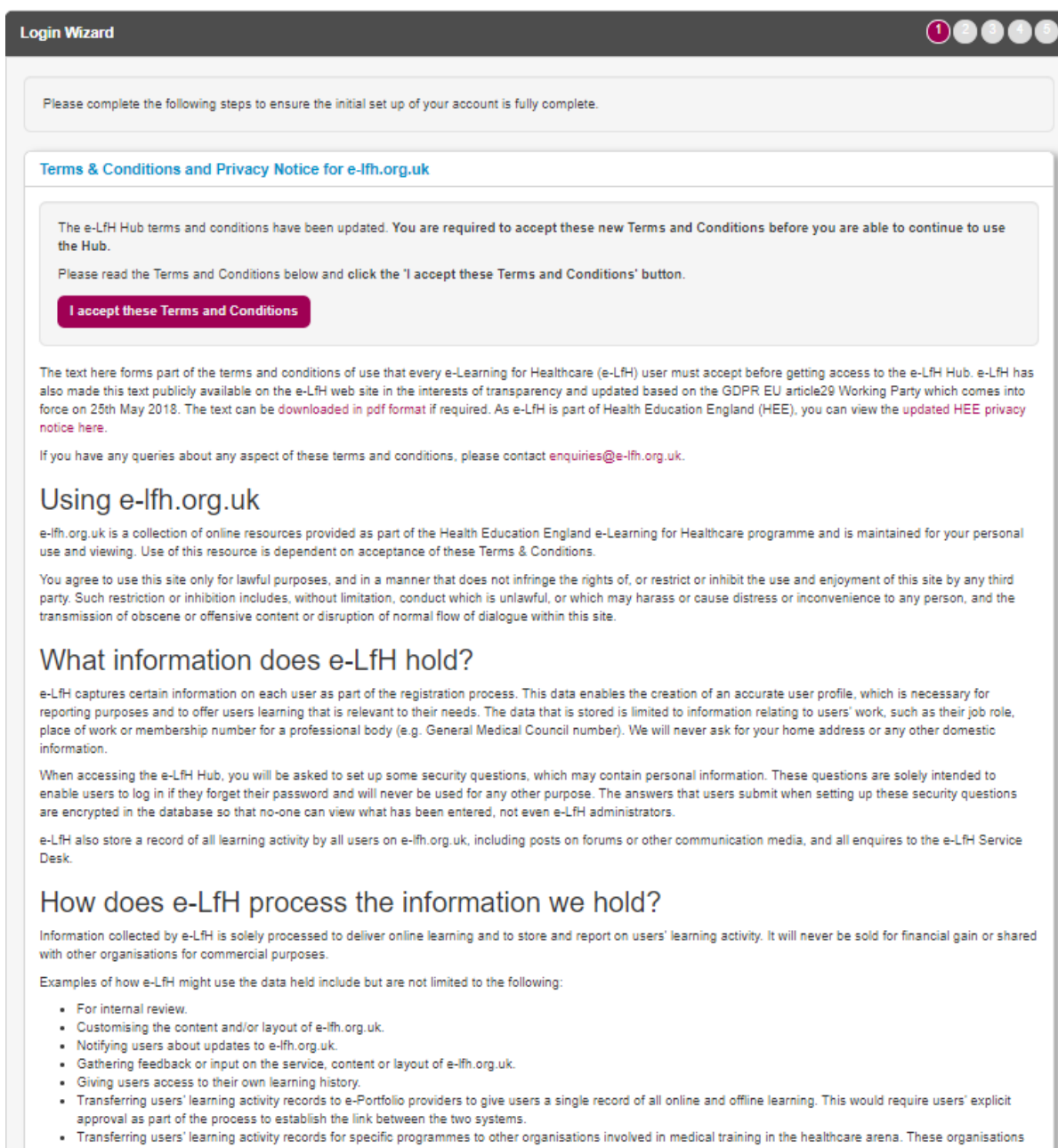
Password must be a minimum of 8 characters, must contain at least one numeric, at least one upper case AND one lower case alphabetical characters. The Username and Password cannot match.

New password

Confirm new password

Change Password

11. Click the logon button which will take you to the below landing page



Login Wizard

Please complete the following steps to ensure the initial set up of your account is fully complete.

Terms & Conditions and Privacy Notice for e-lfh.org.uk

The e-LfH Hub terms and conditions have been updated. You are required to accept these new Terms and Conditions before you are able to continue to use the Hub.

Please read the Terms and Conditions below and click the 'I accept these Terms and Conditions' button.

I accept these Terms and Conditions

The text here forms part of the terms and conditions of use that every e-Learning for Healthcare (e-LfH) user must accept before getting access to the e-LfH Hub. e-LfH has also made this text publicly available on the e-LfH web site in the interests of transparency and updated based on the GDPR EU article 29 Working Party which comes into force on 25th May 2018. The text can be [downloaded in pdf format](#) if required. As e-LfH is part of Health Education England (HEE), you can view the [updated HEE privacy notice here](#).

If you have any queries about any aspect of these terms and conditions, please contact enquiries@e-lfh.org.uk.

Using e-lfh.org.uk

e-lfh.org.uk is a collection of online resources provided as part of the Health Education England e-Learning for Healthcare programme and is maintained for your personal use and viewing. Use of this resource is dependent on acceptance of these Terms & Conditions.

You agree to use this site only for lawful purposes, and in a manner that does not infringe the rights of, or restrict or inhibit the use and enjoyment of this site by any third party. Such restriction or inhibition includes, without limitation, conduct which is unlawful, or which may harass or cause distress or inconvenience to any person, and the transmission of obscene or offensive content or disruption of normal flow of dialogue within this site.

What information does e-LfH hold?

e-LfH captures certain information on each user as part of the registration process. This data enables the creation of an accurate user profile, which is necessary for reporting purposes and to offer users learning that is relevant to their needs. The data that is stored is limited to information relating to users' work, such as their job role, place of work or membership number for a professional body (e.g. General Medical Council number). We will never ask for your home address or any other domestic information.

When accessing the e-LfH Hub, you will be asked to set up some security questions, which may contain personal information. These questions are solely intended to enable users to log in if they forget their password and will never be used for any other purpose. The answers that users submit when setting up these security questions are encrypted in the database so that no-one can view what has been entered, not even e-LfH administrators.

e-LfH also store a record of all learning activity by all users on e-lfh.org.uk, including posts on forums or other communication media, and all enquires to the e-LfH Service Desk.

How does e-LfH process the information we hold?

Information collected by e-LfH is solely processed to deliver online learning and to store and report on users' learning activity. It will never be sold for financial gain or shared with other organisations for commercial purposes.

Examples of how e-LfH might use the data held include but are not limited to the following:

- For internal review.
- Customising the content and/or layout of e-lfh.org.uk.
- Notifying users about updates to e-lfh.org.uk.
- Gathering feedback or input on the service, content or layout of e-lfh.org.uk.
- Giving users access to their own learning history.
- Transferring users' learning activity records to e-Portfolio providers to give users a single record of all online and offline learning. This would require users' explicit approval as part of the process to establish the link between the two systems.
- Transferring users' learning activity records for specific programmes to other organisations involved in medical training in the healthcare arena. These organisations include professional bodies that regulate specific members of such as medical and dental professions, and other organisations such as...

12. Accept the terms and conditions once you are happy to do so

13. You now need to set up your security questions in case you forget your password.

14. Click Save Security Questions

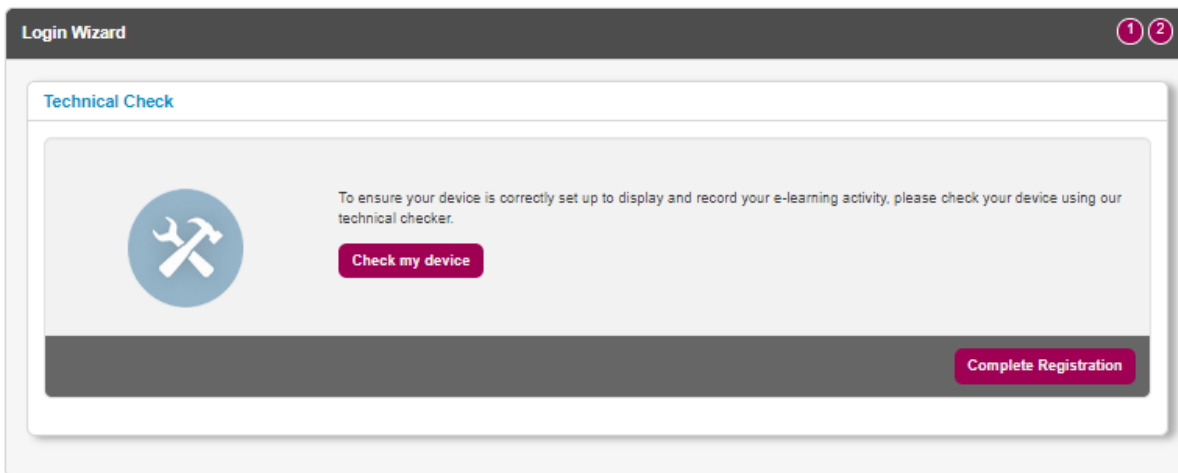
15. Check that the information regarding your job role is correct

- a. If they are correct click Existing Details Correct
- b. If they need to be updated amend as required and click Save Changes

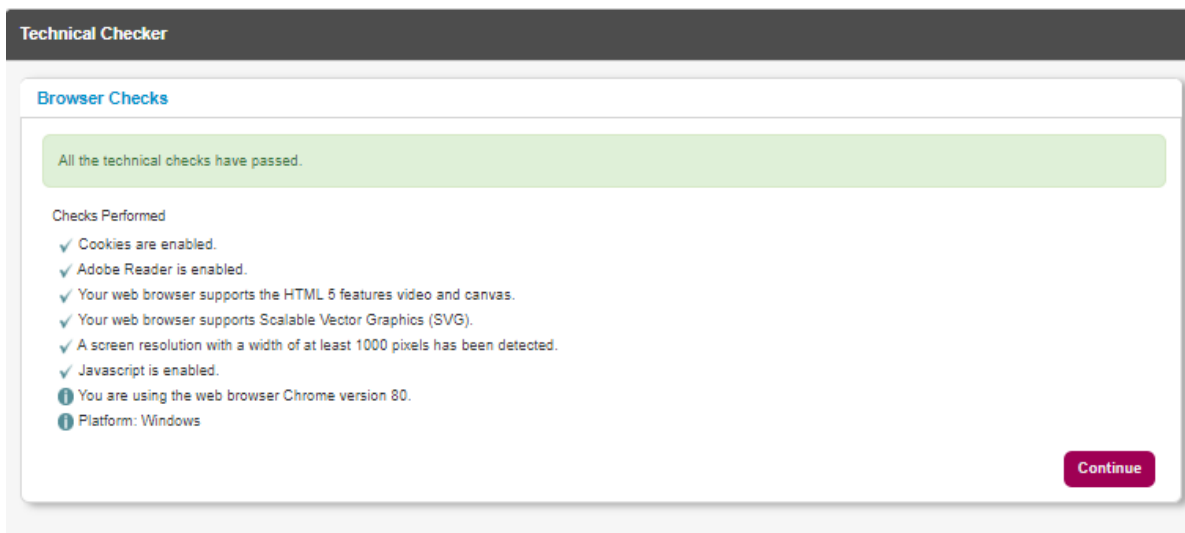
16. Check that your personal details are correct

- a. If they are correct click Existing Details Correct
- b. If they need to be updated amend as required and click Save Changes

17. Click Check my device to ensure your device is set up correctly

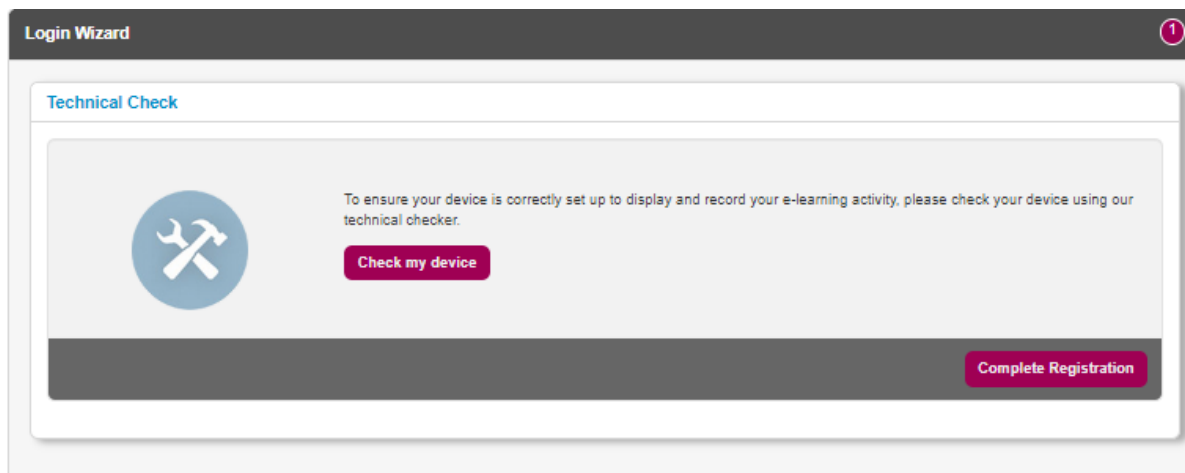


18. You will then get a message confirming if your device is set up correctly



19. Click Continue and you will then need to login again

20. Click Complete Registration



You are now ready to start the e-learning modules!

© 2020 Pearson Education, Inc.

Starting the e-learning modules

1. Click View full catalogue under My e-Learning

The screenshot displays the user interface for the e-Learning platform. At the top, there is a blue navigation bar with the e-LH logo on the left, a search bar in the center, and the NHS Health Education England logo on the right. Below the navigation bar, the user is logged in as 'Krystal Hosken' and can access 'Home', 'My e-Learning', 'My Account', and 'My Activity'.

The main content area is divided into several sections:

- My e-Learning:** A section titled 'My e-Learning' with a 'View full catalogue' link and a star icon. The text below reads: 'You are not currently enrolled on any programmes or applications. Select **Enrolment** to add programmes to your account.'
- We Need You!:** A section with a blue icon of a person and a magnifying glass. The text says: 'We are conducting user research to help inform the development of Health Education England's (HEE) Learning Solution and e-Learning for Healthcare Hub to ensure they meet the needs of users.' A 'Find out more' button is located at the bottom right.
- My Statistics - Last 12 Months:** A section showing 'Number of sessions launched' with a large '0' in the center and left/right navigation arrows.
- Recent Activity:** A section titled 'Recent Activity' with a red notification icon. The text says: 'Your account has no Recent Activity'.
- Notifications:** A list of notifications on the right side, including: 'e-LH and General Data Protection Regulations (GDPR)' (22 May 2018, 12:00), 'The West Midlands - Making Every Contact Count resources have moved.' (30 Jun 2017, 12:00), 'New and updated sessions in End of Life Care for All (e-ELCA)' (20 Apr 2017, 12:00), 'eFM announce its 2016 case studies' (12 Apr 2017, 12:00), and 'Infectious Diseases in Pregnancy'.

2. Look for Endoscopy on the list of e-learning options

Panel View My e-Learning | Full catalogue

Full catalogue

- Full catalogue
 - Accessible Information Standard (AIS)
 - Act Now (ACT)
 - Acute Medicine (ACUMEN)
 - Acute NIV (NIV)
 - Adolescent Health Programme (AH)
 - Advanced Radiotherapy (ART)
 - Advanced Threat Protection (ATP)
 - Ages and Stages Questionnaires (ASQ)
 - Alcohol - Reducing Violence in the Community (RVC)
 - Alcohol (PWP)
 - Alcohol and Tobacco Brief Interventions
 - Alcohol Identification and Brief Advice (ALC)
 - Alcohol Stigma: Stories Behind the Bottle (SBB)
 - All Our Health (AOH)
 - Allied Health Professionals Careers' Resource (AHP)
 - Anaesthesia (e-LA)
 - Antimicrobial Resistance (AMR)
 - Applied physiology and imaging for CSAAPP course
 - Asthma (AST)
 - Audiology (AUD)
 - Avoiding Term Admissions Into Neonatal units (ATA)
 - BeaGP GP Pre-speciality Teaching
 - Behaviour Change Literacy for Individuals and Workforce Leaders (BCL)
 - Blood Transfusion (Blood)
 - Breaking Down the Barriers (BDTB)
 - Breastmilk Provision for Preterm and Sick Neonates (BPN)
 - Building Community Capacity (BCC)
 - Business Continuity (BCN)
 - Cancer in the Community (CCC)
 - Cancer Nursing Careers (CNC)
 - Cannabis-based Products for Medicinal Use (CBM)
 - Care and Treatment Reviews (CTR)
 - Care Certificate (CCT)
 - Child Health (PWP)
 - Child Sexual Abuse Awareness (CSAA)
 - Child Sexual Exploitation (CSE)
 - Child Medication Safety (CMS)

Accessible Information Standard (AIS)	★ i
Act Now (ACT)	★ i
Acute Medicine (ACUMEN)	★ i
Acute NIV (NIV)	★ i
Adolescent Health Programme (AH)	★ i
Advanced Radiotherapy (ART)	★ i
Advanced Threat Protection (ATP)	★ i
Ages and Stages Questionnaires (ASQ)	★ i
Alcohol - Reducing Violence in the Community (RVC)	★ i
Alcohol (PWP)	★ i
Alcohol and Tobacco Brief Interventions	★ i
Alcohol Identification and Brief Advice (ALC)	★ i
Alcohol Stigma: Stories Behind the Bottle (SBB)	★ i
All Our Health (AOH)	★ i
Allied Health Professionals Careers' Resource (AHP)	★ i
Anaesthesia (e-LA)	★ i
Antimicrobial Resistance (AMR)	★ i
Applied physiology and imaging for CSAAPP course	★ i
Asthma (AST)	★ i
Audiology (AUD)	★ i
Avoiding Term Admissions Into Neonatal units (ATA)	★ i
BeaGP GP Pre-speciality Teaching	★ i
Behaviour Change Literacy for Individuals and Workforce Leaders (BCL)	★ i
Blood Transfusion (Blood)	★ i

3. You will then see JETS Workforce as an option

e-LH Health Education England

Welcome Krystal | [Log Out](#) Home My e-Learning My Account My Activity

Panel View My e-Learning | Full catalogue

Full catalogue > Endoscopy (EPY)

- Full catalogue
 - Accessible Information Standard (AIS)
 - Act Now (ACT)
 - Acute Medicine (ACUMEN)
 - Acute NIV (NIV)
 - Adolescent Health Programme (AH)
 - Advanced Radiotherapy (ART)
 - Advanced Threat Protection (ATP)
 - Ages and Stages Questionnaires

Core Endoscopy	★ i
Capsule Endoscopy	★ i
JETS Workforce	★ i
Endoscopy survey	★ i

4. Select the module you would like to start with and click Enrol

Panel View My e-Learning | Full catalogue

Full catalogue > Endoscopy (EPY) > JETS Workforce

- Full catalogue
 - Accessible Information Standard (AIS)
 - Act Now (ACT)
 - Acute Medicine (ACUMEN)
 - Acute NIV (NIV)
 - Adolescent Health Programme (AH)
 - Advanced Radiotherapy (ART)
 - Advanced Threat Protection (ATP)
 - Ages and Stages Questionnaires (ASQ)
 - Alcohol - Reducing Violence in the Community (RVC)

ENDO 1 Patient Pre-assessment for GI Endoscopy	★ i	Enrol
ENDO 1 Role of Assistant and Diathermy	★ i	Enrol
ENDO 1 Infection Control	★ i	Enrol
ENDO 1 Decontamination Foundation	★ i	Enrol
ENDO 1 Improving Quality and Safety in Endoscopy	★ i	Enrol

5. Once you are enrolled the button will change to Play which will then allow you to begin the module

ENDO 1 Patient Pre-assessment for GI Endoscopy NHS Health Education England

Session Overview Menu < Previous 1 / 26 Next >

ENDO 1 Patient Pre-assessment for GI Endoscopy

Description

This session will provide the necessary knowledge with which to undertake an effective patient pre-assessment to minimise both patient and procedural risk.

Authors [Arygla Gardiner](#), [Elaine Skinn](#), [Phoira Douds](#)

Module Editor [Neil Hawkes](#)

Duration 30 min

Further information regarding this report may be obtained from the JAG office at the Royal College of Physicians.

JAG Office
Royal College of Physicians
11 St Andrews Place
London
NW1 4LE
0203 075 xxxx
askJAG@rcplondon.ac.uk
www.thejag.org.uk

The publication is copyrighted to the Royal College of Physicians of London. The named service on the front page of this report may reproduce all or part of this publication, free of charge in any form must be acknowledged as copyright with the document's date and title specified. All images and logos contained within this report cannot be reproduced without the permission of the Royal College of Physicians.